



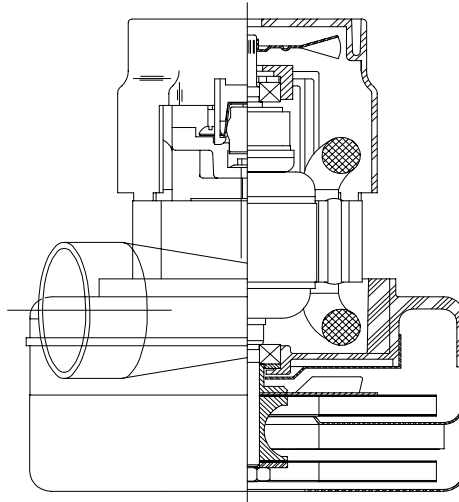
Model: 116157-00
116157-29*
116157-32*

SPECIAL FEATURES

- Suitable for 24 volt DC operation
- UL Recognized, category PRGY2 (E47185)
- Provision for grounding
- Skeleton-frame design
- Epoxy painted fan case
- Patented air seal bearing construction. U.S. Patent #4,088,424
- The Lamb Electric vacuum motor line offers a wide range of performance levels to meet design needs.

***Model 116157-29 features inlet tube 1.50" diameter x 1.0" long**

***Model 116157-32 features inlet tube 1.875" diameter x 1.0" long**



DESCRIPTION

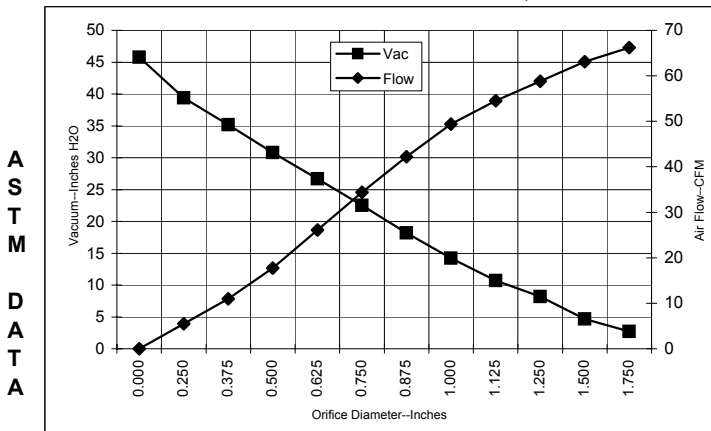
- Two stage
- 24 Volts
- 5.7"/145 mm diameter
- Double ball bearings
- Single speed
- Tangential bypass discharge
- Thermoset fan end bracket
- Aluminum commutator bracket

DESIGN APPLICATION

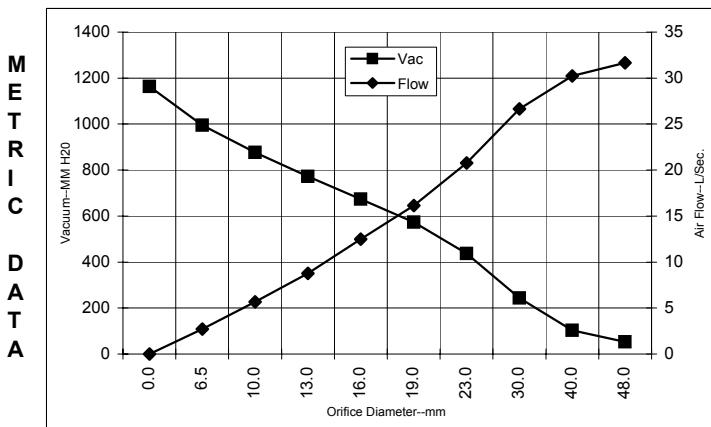
- Equipment operating in environments requiring separation of working air from motor ventilating air
- Designed to handle clean, dry, filtered air only

TYPICAL MOTOR PERFORMANCE.*

(At 24 volts DC, test data is corrected to standard conditions of 29.92 Hg, 68° F.)



| Orifice (Inches) | Amps | Watts (In) | RPM | Vac (In.H ₂ O) | Flow (CFM) | Air Watts |
|------------------|------|------------|-------|---------------------------|------------|-----------|
| 2.000 | 16.1 | 386 | 12235 | 1.7 | 67.8 | 13 |
| 1.750 | 16.1 | 388 | 12205 | 2.7 | 66.2 | 21 |
| 1.500 | 16.2 | 389 | 12160 | 4.7 | 63.1 | 34 |
| 1.250 | 16.2 | 390 | 12135 | 8.2 | 58.8 | 57 |
| 1.125 | 16.2 | 390 | 12140 | 10.7 | 54.5 | 69 |
| 1.000 | 16.1 | 388 | 12195 | 14.2 | 49.4 | 83 |
| 0.875 | 15.9 | 381 | 12310 | 18.2 | 42.2 | 90 |
| 0.750 | 15.4 | 370 | 12600 | 22.5 | 34.4 | 91 |
| 0.625 | 14.8 | 356 | 13005 | 26.7 | 26.1 | 82 |
| 0.500 | 14.1 | 338 | 13470 | 30.8 | 17.7 | 64 |
| 0.375 | 13.3 | 320 | 14095 | 35.2 | 11.0 | 46 |
| 0.250 | 12.6 | 303 | 14725 | 39.4 | 5.5 | 25 |
| 0.000 | 12.0 | 288 | 15385 | 45.8 | 0.0 | 0 |



| Orifice (mm) | Amps | Watts (In) | RPM | Vac (mm H ₂ O) | Flow (L/Sec) | Air Watts |
|--------------|------|------------|-------|---------------------------|--------------|-----------|
| 48.0 | 16.1 | 387 | 12222 | 54 | 31.7 | 17 |
| 40.0 | 16.2 | 389 | 12174 | 103 | 30.2 | 30 |
| 30.0 | 16.2 | 390 | 12138 | 243 | 26.6 | 64 |
| 23.0 | 15.9 | 383 | 12281 | 437 | 20.8 | 88 |
| 19.0 | 15.4 | 370 | 12608 | 574 | 16.2 | 91 |
| 16.0 | 14.8 | 357 | 12989 | 674 | 12.5 | 82 |
| 13.0 | 14.1 | 340 | 13424 | 772 | 8.8 | 66 |
| 10.0 | 13.4 | 323 | 14001 | 877 | 5.7 | 49 |
| 6.5 | 12.7 | 304 | 14694 | 995 | 2.7 | 26 |
| 0.0 | 12.0 | 288 | 15385 | 1163 | 0.0 | 0 |

Note: Metric performance data is calculated from the ASTM data above.

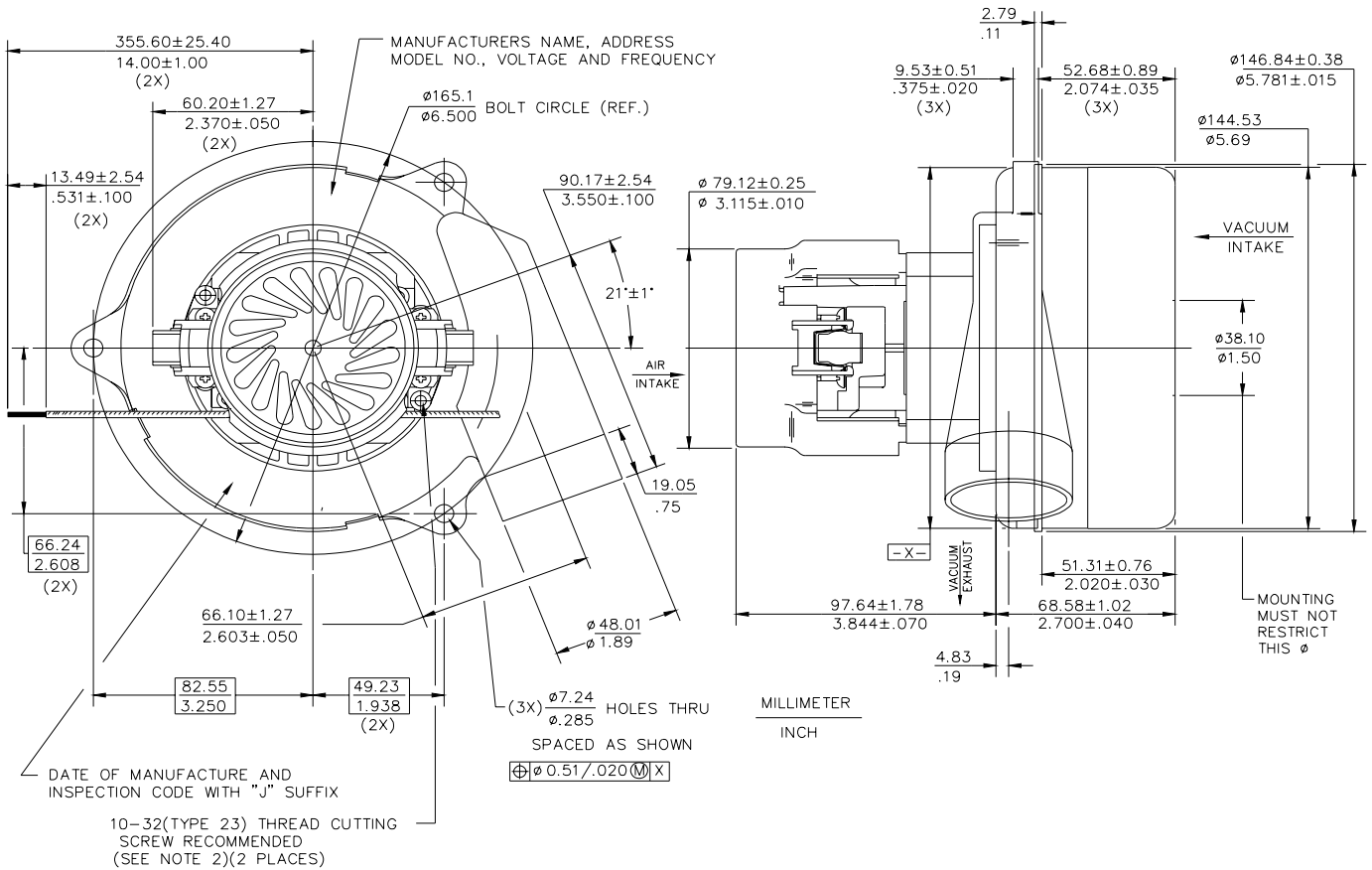
* Data represents performance of a typical motor sampled from a large production quantity. Individual motor data may vary due to normal manufacturing variations.

| | | | | | | | | | |
|--------------------|-----------------|-------------------------------|--------------|-----------------|--------------|------------------------|--------------|-----------------------|------------|
| Test Specs: | 24 volts | Minimum Sealed Vacuum: | 41.4" | ORIFICE: | 7/8 " | Minimum Vacuum: | 17.0" | Maximum Watts: | 431 |
|--------------------|-----------------|-------------------------------|--------------|-----------------|--------------|------------------------|--------------|-----------------------|------------|

DIMENSIONS

NOTES:

1. LEADS: 14 GA STRANDED, LEADS CAN BE ANY COLOR EXCEPT GREEN OR GREEN WITH YELLOW STRIPE.
2. GROUNDING OR EARTHING PROVISIONS: USE HOLES AS INDICATED FOR GROUNDING OR EARTHING.
REFER TO APPROPRIATE LISTING OR REGULATORY AGENCY FOR PROPER METHOD OF GROUNDING OR EARTHING.



IMPORTANT NOTE: Pictorial and dimensional data are subject to change without notice. Contact factory for current revision levels.

WARNING - When using AMETEK Lamb Electric bypass motors in machines that come in contact with foam, liquid (including water), or other foreign substances, the machine must be designed and constructed to prevent those substances from reaching the fan system, motor housing, and electrical components. Lamb Electric vacuum motors other than hazardous duty models should not be applied in machines that come in contact with dry chemicals or other volatile materials. Failure to observe these precautions could cause flashing (depending on volatility) or electrical shock which could result in property damage and severe bodily injury, including death in extreme cases. All applications incorporating Lamb Electric motors should be submitted to appropriate organizations or agencies for testing specifically related to the safety of your equipment.

