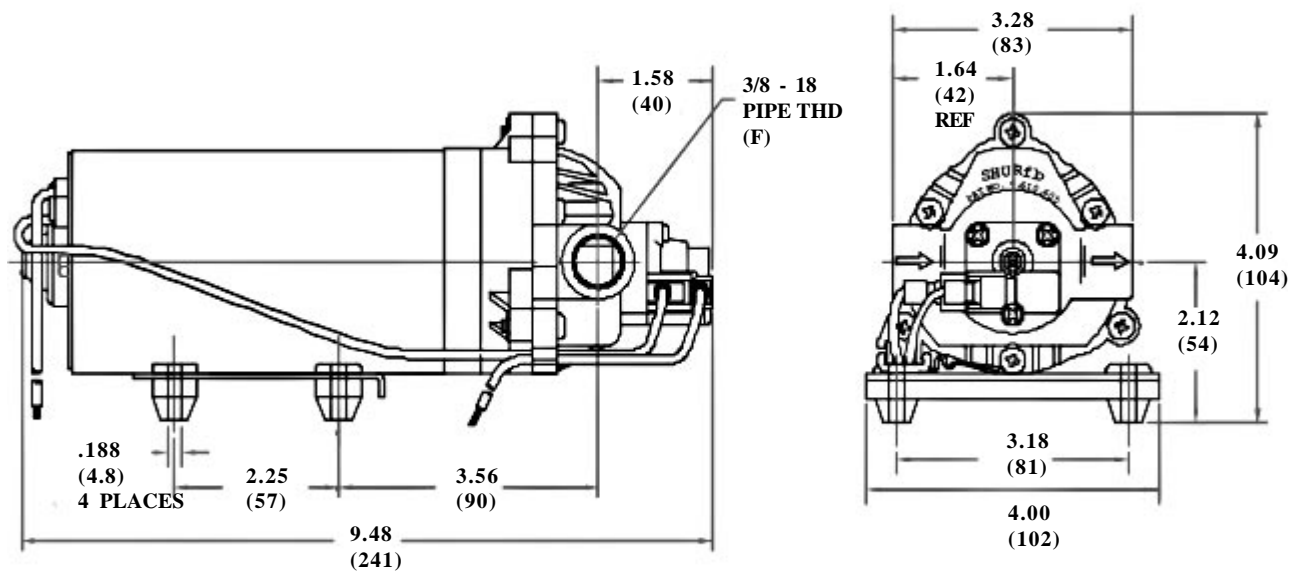


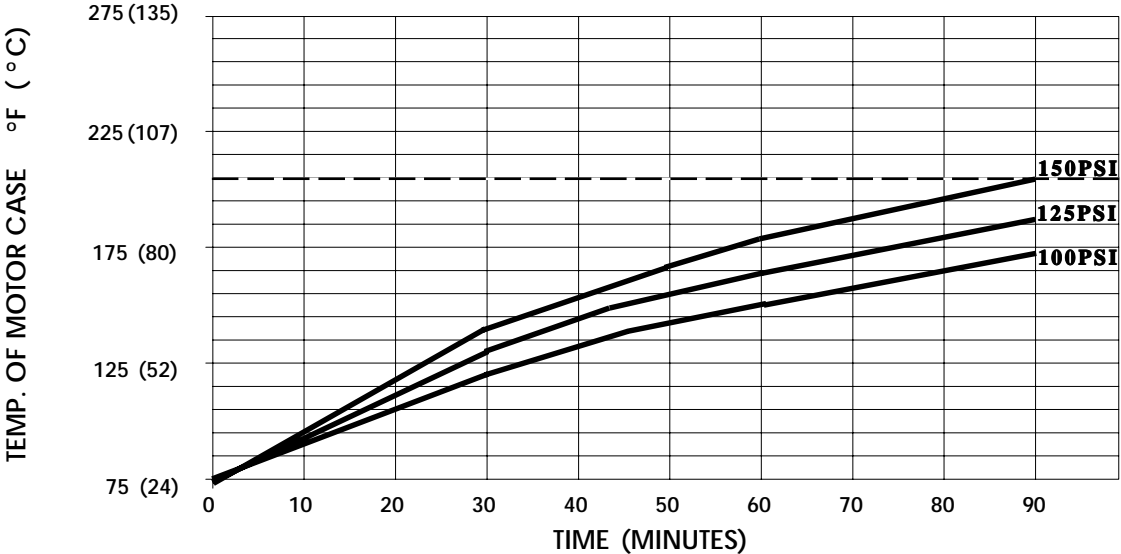
SPECIFICATIONS:

- MODEL NUMBER:** 8030-813-239
- PUMP DESIGN:** Positive Displacement 3 Chamber Diaphragm Pump
- CHECK VALVE:** (2-Way Op.) Prevents Reverse Flow & 6 Ft. Head Forward Flow
- CAM:** 3.0 Degree
- MOTOR:** Permanent Magnet, P/N 11-227-00, Thermally Protected
- VOLTAGE:** 12 VDC Nominal
- PRESSURE SWITCH:** Adjustable Shut-Off (Range 140-160 PSI)
 Factory Set @ 150 PSI, Turn On 115 PSI
- LIQUID TEMPERATURE:** 180 Degrees Fahrenheit (82 Degrees Centigrade) Max.
- PRIME:** Self-Priming Up To 6 Ft. Vertical,
 Max. Inlet Pressure 30 PSI (2.1 Bar)
- PORTS:** 3/8"-18 NPT Female
- MATERIAL OF CONSTRUCTION:**
 - PLASTICS-** Nylon
 - VALVES-** Viton
 - DIAPHRAGM-** Santoprene
 - FASTENERS-** Zinc Plated Steel
- NET WEIGHT:** 5.9 Lbs (2.7 Kg)
- DUTY CYCLE:** Intermittent (See Temperature Rise Chart)
- TYPICAL APPLICATIONS:** Agricultural Spraying

DIMENSIONS:



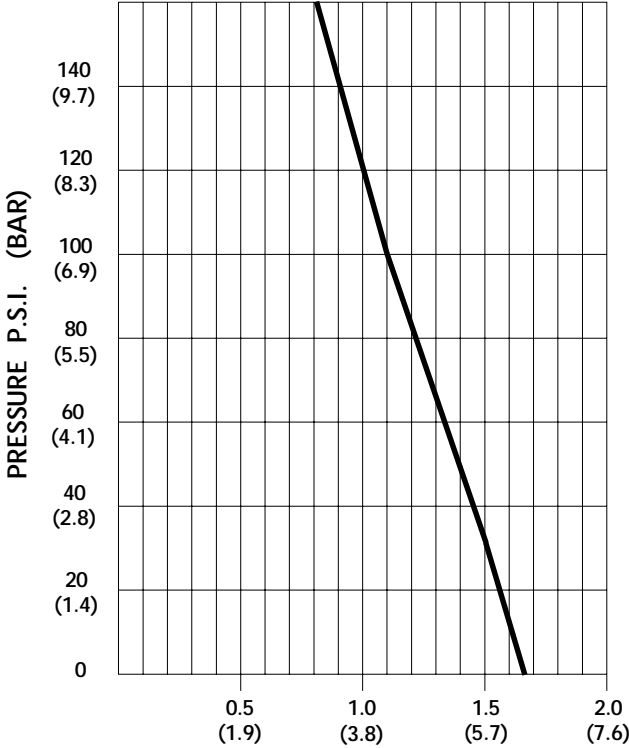
TEMPERATURE RISE



THIS GRAPH IS FOR USE AS A DESIGN GUIDE. IT IS BASED ON RUNNING CONTINUOUSLY WITH AN AMBIENT TEMPERATURE OF 75° F IN STILL AIR. THE THERMAL BREAKER WILL OPEN WHEN THE CASE TEMPERATURE REACHES 205 °F.

[----- TRIP POINT OF THERMAL PROTECTOR]

TYPICAL PERFORMANCE



PRESSURE (PSI)	FLOW (GPM/LIT)	RPM MIN/MAX	CURRENT (AMPS)	VOLTAGE (VOLTS)
OPEN	1.66/6.3	2265/2310	4.5	12 VDC
10	1.62/6.1	2245/2275	4.9	"
20	1.55/5.9	2215/2230	5.5	"
30	1.49/5.6	2180/2200	6.2	"
40	1.43/5.4	2145/2160	6.8	"
50	1.37/5.2	2115/2130	7.4	"
60	1.31/5.0	2080/2095	8.0	"
80	1.20/4.5	2010/2040	9.1	"
100	1.10/4.2	1955/1980	10.1	"
120	1.00/3.8	1895/1930	10.9	"
140	0.88/3.3	1840/1875	11.7	"
150	0.83/3.1	1815/1865	12.0	"

FLOW - GALLONS PER MINUTE (LITERS PER MINUTE)

*-SPECIFICATIONS SUBJECT TO CHANGE WITHOUT NOTICE.
-ALL DATA BASED ON TESTING WITH WATER AT AMBIENT TEMPERATURE.*